SHIRE OF DENMARK

MONTHLY FINANCIAL REPORT
For the period ending 31 October 2026

TABLE OF CONTENTS

Statement of Financial Activity by Nature or Type	2
Note 1 Explanation of Material Variances	3
Note 2 Net Current Funding Position	4
Note 3 Budget Amendments	5
Note 4 Receivables	6
Note 5 Capital Acquisitions	7
Note 6 Reserves	8
Note 7 Information on Borrowings	9

SHIRE OF DENMARK
STATEMENT OF FINANCIAL ACTIVITY
(Statutory Reporting by Nature & Type)
For the period ending 31 October 2026

	Note	Adopted Annual Budget	Amended Annual Budget	YTD Budget (a)	YTD Actual (b)	Var. $ (b)-(a)	Var. % (b)-(a)/(a)
Operating Revenue		$	$	$	$	$	%
Rates		9,820,975	9,820,975	9,778,975	**9,783,149**	4,174	0.04%
Operating grants & contributions		1,495,903	1,495,903	556,510	**611,408**	54,898	9.86%
Fees and charges		4,482,802	4,482,802	3,422,019	**3,480,145**	58,126	1.70%
Interest Earnings		649,366	649,366	214,088	**217,948**	3,860	1.80%
Other Revenue		52,110	52,110	28,196	**30,322**	2,126	7.54%
Total Operating Revenue		16,501,156	16,501,156	13,999,788	**14,122,972**	123,184	0.88%
Operating Expense							
Employee Costs		(9,273,340)	(9,273,340)	(3,232,638)	**(3,242,371)**	(9,733)	(0.30%)
Materials and Contracts		(4,814,698)	(4,814,698)	(1,532,207)	**(1,718,785)**	(186,578)	(12.18%)
Utility Charges		(262,225)	(262,225)	(77,360)	**(75,233)**	2,127	2.75%
Depreciation		(6,008,875)	(6,008,875)	(2,002,908)	**0**	2,002,908	100.00%
Finance Costs		(178,989)	(178,989)	(10,854)	**(10,853)**	1	0.01%
Insurance		(380,680)	(380,680)	(380,641)	**(383,596)**	(2,955)	(0.78%)
Other Expenditure		(476,735)	(476,735)	(166,239)	**(175,885)**	(9,646)	(5.80%)
Total Operating Expenditure		(21,395,542)	(21,395,542)	(7,402,847)	**(5,606,725)**	1,796,122	24.26%
Sub Total		**(4,894,386)**	**(4,894,386)**	**6,596,941**	**8,516,247**		
Capital grants & contributions		8,589,854	8,589,854	811,748	960,957	149,209	18.38%
Profit/(Loss) on Asset Disposal		120,069	120,069	0	0	0	
		8,709,923	8,709,923	811,748	960,957	149,209	
Net Result		**3,815,537**	**3,815,537**	**7,408,689**	**9,477,203**		
Funding Balance Adjustments							
Add back Depreciation		6,008,875	6,008,875	2,002,908	0	(2,002,908)	(100.00%)
Adjust (Profit)/Loss on Asset Disposal		(120,069)	(120,069)	0	0	0	
Adjust Provisions and Accruals		0	0	0	1,018	1,018	
Net Cash from Operations		**9,704,343**	**9,704,343**	**9,411,597**	**9,478,222**	**66,625**	
Capital Expenses							
Repayment of Debentures	7	(430,759)	(430,759)	(36,967)	**(36,967)**	(0)	(0.00%)
Transfer to Reserves	6	(1,385,576)	(1,385,576)	(76,000)	**(76,104)**	(104)	(0.14%)
Land and Buildings	5	(4,151,570)	(4,151,570)	(224,070)	**(189,785)**	34,285	15.30%
Roads Infrastructure	5	(2,857,206)	(2,897,206)	(148,990)	**(183,122)**	(34,132)	(22.91%)
Other Infrastructure	5	(6,999,616)	(6,999,616)	(1,643,998)	**(328,985)**	1,315,013	79.99%
Plant and Equipment	5	(1,463,000)	(1,463,000)	(206,000)	**(221,812)**	(15,812)	(7.68%)
Furniture and Equipment	5	(10,000)	(10,000)	0	**0**	0	
Total Capital Expenditure		(17,297,727)	(17,337,727)	(2,336,025)	**(1,036,776)**	1,299,249	55.62%
Net Cash from Capital Activities		**(7,593,384)**	**(7,633,384)**	**7,075,572**	**8,441,446**	**1,365,874**	
Capital Revenues							
Proceeds from New Debentures		3,112,500	3,112,500	0	**0**	0	
Proceeds from Disposal of Assets		387,000	387,000	8,500	**4,551**	(3,949)	(46.46%)
Self-Supporting Loan Principal		22,473	22,473	0	**0**	0	
Transfer from Reserves	6	2,188,144	2,228,144	0	**0**	0	
Net Cash from Financing Activities		**5,710,117**	**5,750,117**	**8,500**	**4,551**	**(3,949)**	
Total Net Operating + Capital		**(1,883,267)**	**(1,883,267)**	**7,084,072**	**8,445,997**	**1,361,925**	
Opening Funding Surplus		**1,883,267**	**1,883,267**	**1,883,267**	**1,805,184**	**(78,084)**	(4.15%)
Closing Funding Surplus(Deficit)		**(0)**	**(0)**	**8,967,339**	**10,251,180**	**1,283,841**	

*This statement is to be read in conjunction with the accompanying Financial Statements and notes.

SHIRE OF DENMARK
NOTES TO THE STATEMENT OF FINANCIAL ACTIVITY
For the period ending 31 October 2026

Note 1: EXPLANATION OF MATERIAL VARIANCES

In line with Regulation 34(5) of the Local Government (Financial Management) Regulations 1996 and AASB 101 - Presentation of Financial Statements, Council has set a materiality threshold for the 2026/2027 financial year. Any difference between budgeted and actual figures that is greater than 10% or $50,000, must be explained in the Statement of Financial Activity.
Noting that as Council adopts an annualised Budget, the Executive Manager of Corporate Services may vary the month end Budget estimates from time to time to take into consideration the variances with respect to project timing and scheduling to allow for more realistic and relevant comparisons to be made, subject to the total of the Council adopted Budget not being altered.

	Adopted Annual Budget	YTD Budget	YTD Actual	Var. $	Var. %
Operating Revenue					
Operating Grants and Contributions Income is above budget, primarily due to Workers' Compensation insurance reimbursements exceeding the annual budget provision. As these reimbursements are claim dependent, they are not budgeted for.	1,495,903	556,510	611,408	54,898	9.86%
Fees and Charges Income is above budget, primarily due to higher than forecast revenue from the Recreation Centre gym.	4,482,802	3,422,019	3,480,145	58,126	1.70%
Operating Expenses					
Materials and Contracts The overspend is largely attributable to timing, with road maintenance works progressing ahead of budget and building maintenance works at Denmark Occasional Daycare carried over from the previous financial year. This is partially offset by playground equipment replacement works within parks maintenance occurring later than budgeted	(4,814,698)	(1,532,207)	(1,718,785)	(186,578)	(12.18%)
Depreciation Depreciation expense not yet been recognised for the 2026-2027 financial year and will be recognised following completion of the audit for the year ended 30 June 2026	(6,008,875)	(2,002,908)	0	2,002,908	100.00%
Other Items					
Capital Grants & Contributions Additional Main Roads WA Direct Grant income - Bridge reconstruction funding was confirmed after the budget was adopted.	8,589,854	811,748	960,957	149,209	18.38%
Capital Expenditure					
Land and Buildings The underspend primarily reflects timing delays in the Library Relocation project, with the opening revised from December 2026 to February 2027	(4,151,570)	(224,070)	(189,785)	34,285	15.30%
Road Infrastructure The variance is primarily due to the timing of road infrastructure upgrades and asset renewal works. Kernuttts Road renewals works and Station Road Resheet works are progressing slighly ahead of budget schedule; partially offset by drainage renewal works progressing slighly behind schedule.	(2,857,206)	(148,990)	(183,122)	(34,132)	(22.91%)
Other Infrastructure The variance primarily reflects timing of expenditure on the Berridge Park Precinct Redevelopment and the delayed commencement of the Hardy Street remediation project.	(6,999,616)	(1,643,998)	(328,985)	1,315,013	79.99%

SHIRE OF DENMARK
NOTES TO THE STATEMENT OF FINANCIAL ACTIVITY
For the period ending 31 October 2026

Note 2: NET CURRENT FUNDING POSITION

		Positive=Surplus (Negative=Deficit)		
	Note	This Period	Last Period	Same Period Last Year
		$	$	$
Current Assets				
Cash Unrestricted		9,410,857	4,647,152	6,604,386
Cash Restricted		6,447,636	6,447,636	6,127,170
Total Cash		**15,858,493**	**11,094,788**	**12,731,556**
Receivables - Rates	4	3,832,311	7,825,708	2,957,479
Receivables - Other		734,262	2,372,866	562,683
Receivables - Sundry Debtors	4	203,546	392,320	164,436
Inventories		11,158	16,596	6,542
		20,639,770	**21,702,278**	**16,422,696**
Less: Current Liabilities				
Payables		(5,376,360)	(5,729,202)	(3,346,982)
Add Back Self Supporting Loan Adjustment		(22,473)	(22,473)	(21,756)
Add Back Current Leave Provisions		1,169,516	1,169,516	1,263,194
Add Back Current Loan Liability		288,363	288,363	367,416
		(3,940,954)	(4,293,796)	(1,738,128)
Less: Cash Reserves	6	(6,447,636)	(6,447,636)	(6,127,170)
Net Current Funding Position		**10,251,180**	**10,960,846**	**8,557,398**

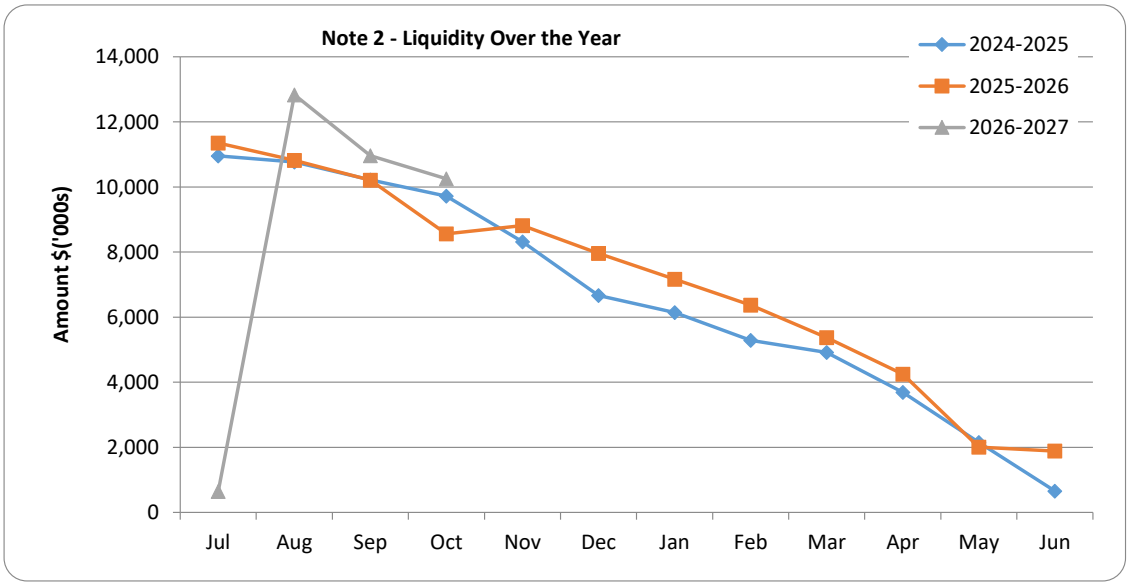

Comments - Net Current Funding Position

The Net Currrent Funding Position (NCFP) for October (FY26/27) is $1,693,782 higher than the same period in FY25/26

SHIRE OF DENMARK
NOTES TO THE STATEMENT OF FINANCIAL ACTIVITY
For the period ending 31 October 2026

Note 3: BUDGET AMENDMENTS

Amendments to original budget since budget adoption. Surplus/(Deficit)

GL Account Code	Description	Council Resolution	Classification	Non Cash Adjustment	Increase in Available Cash	Decrease in Available Cash	Funded from Reserves	Amended Budget Running Balance
				$	$	$	$	$
	Budget Adoption	020826	Opening Surplus					0
1220274	Increase capital expenditure for Roads Infrastructure - footpath renewal	111026	Capital Expenses	0		(40,000)		(40,000)
9502019	Increase transfer from Infrastructure Reserve	111026	Capital Revenue	0			40,000	0

SHIRE OF DENMARK
NOTES TO THE STATEMENT OF FINANCIAL ACTIVITY
For the period ending 31 October 2026

Note 4: RECEIVABLES

Receivables - Rates Receivable	31 October 2026	30 June 2026
	$	$
Opening Arrears Previous Years	333,648	332,690
Levied this year	9,865,377	9,239,903
Less Collections to date	(6,366,715)	(9,238,945)
Equals Current Outstanding	**3,832,311**	**333,648**
Net Rates Collectable	**3,832,311**	**333,648**
% Collected	62.42%	96.51%

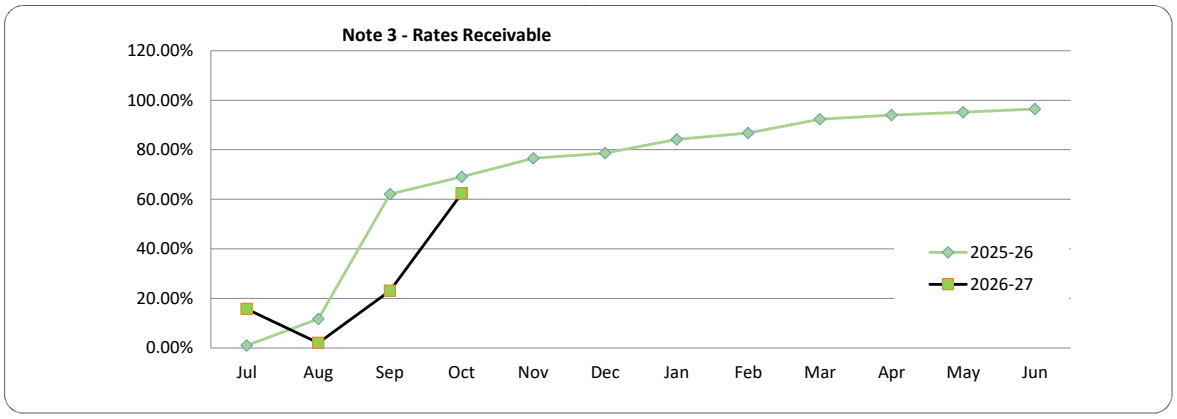

Receivables - Sundry Debtors	Current	30 Days	60 Days	90+Days
	$	$	$	$
Sundry Debtors - General	105,318	32,271	53,121	12,835
Total Receivables - Sundry Debtors				**203,546**

*Amounts shown above include GST (where applicable)

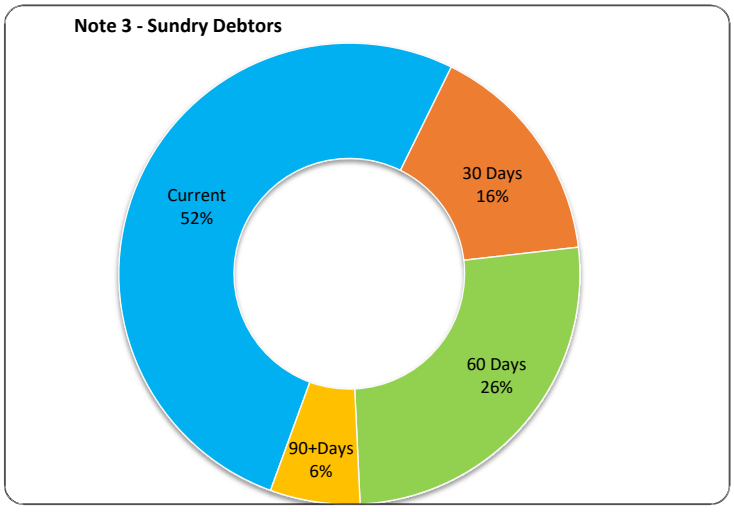

Comments/Notes - Receivables General
As at 31 October 2026, outstanding sundry debtors totalled $203,546 compared to $164,436 at the same time last year.

Note 5: CAPITAL ACQUISITIONS

Assets		Current Annual Adopted Budget	Current Annual Amended Budget	Current YTD Budget	YTD Actual	Purchase Orders Outstanding	Total YTD Committed	Variance (Over) Under
Land and Buildings								
Emergency Services Facility Construction	55100	2,362,500	2,362,500	0	0	0	0	0
DFES Carmathen Fire Shed Upgrades	55101	15,000	15,000	15,000	13,255	0	13,255	1,745
DFES Mt Shadforth Fire Shed Upgrades	55102	15,000	15,000	15,000	15,000	0	15,000	0
Peaceful Bay Toilet Facility improvements	51140	220,000	220,000	0	0	231,805	231,805	0
Shire Facilities Energy Efficiency Upgrades	50214	19,070	19,070	19,070	12,391	0	12,391	6,679
Library Relocation	1141004	520,000	520,000	170,000	146,526	0	146,526	23,474
Depot Redevelopment	52502	1,000,000	1,000,000	5,000	2,614	0	2,614	2,386
Total Land and Buildings		**4,151,570**	**4,151,570**	**224,070**	**189,785**	**231,805**	**421,590**	**34,285**
Plant and Equipment								
BYD Atto (Sale Only)	P45005	0	0	0	0		0	0
Bushfire Command Vehicle - 4 x 4 Utility	P43050	90,000	90,000	90,000	92,491		92,491	(2,491)
Ranger Vehicle	P40161	80,000	80,000	80,000	93,182		93,182	(13,182)
Replace Utility Vehicle - BRMC LDV Ute	P45012	57,000	57,000	0	0		0	0
BYD Atto (Sale Only)	P45002	0	0	0	0		0	0
Zero Turn Mower (Peaceful Bay)		20,000	20,000	20,000	18,684		18,684	1,316
Side-by-side Replacement (Parry's)	P40343	16,000	16,000	16,000	17,455		17,455	(1,455)
Bitumen Emulsion Storage Tank (Sale Only)		0	0	0	0		0	0
Grader (replacing John Deere)	P40026	600,000	600,000	0	0		0	0
Replace Tipper Truck	P40011	280,000	280,000	0	0		0	0
Utility Pool Vehicle (Sale only)	P40106	0	0	0	0		0	0
Utility Vehicle Replacement - Space Cab Trayback	P40107	60,000	60,000	0	0		0	0
Loader to replace Merlo Tractor	P40019	260,000	260,000	0	0	278,700	278,700	0
Total Plant and Equipment		**1,463,000**	**1,463,000**	**206,000**	**221,812**	**278,700**	**500,512**	**(15,812)**
Furniture and Equipment								
Purchase Gym Equipment - Recreation Centre	1161104	10,000	10,000	0	0	0	0	0
Total Furniture and Equipment		**10,000**	**10,000**	**0**	**0**	**0**	**0**	**0**
Roads Infrastructure								
Drainage Renewal Works	50030	60,000	60,000	28,991	10,211	2,220	12,431	18,780
Drainage Upgrade Works - Flood Mitigation	50802	100,000	100,000	0	4,300	10,880	15,180	(4,300)
Road Renewal - CBD All Abilities Carpark Upgrades	50080	40,000	40,000	0	0	0	0	0
Turner Road Bike Trail Project	54000	250,000	250,000	0	2,215	0	2,215	(2,215)
Sunny Glenn Road - SLK 3.40 - 4.62 (Gravel Resheet & Improve Drainage)	54020	80,000	80,000	0	56,871	13,991	70,862	0
Happy Valley Road - SLK 6.17 - 9.32 (Gravel Resheet & Improve Drainage)	54030	240,000	240,000	119,999	49,060	12,287	61,347	0
Station Road - SLK 0.88 - 2.25 (Gravel Resheet & Improve Drainage)	54040	80,000	80,000	0	11,565	39,718	51,283	(11,565)
Turner Road - SLK 0.01 - 1.97 (Widen, Seal & Modify Drainage) RPG	50400	1,170,000	1,170,000	0	5,140	32,710	37,850	(5,140)
Kernutts Road - SLK 2.85 - 3.85 (Widen, Seal & Modify Drainage) CRF	50333	275,110	275,110	0	43,760	47,691	91,451	(43,760)
SLRIP - Timber Bridge Replacement	50519	300,000	300,000	0	0	0	0	0
Specific Project - Timber Bridge Asset Renewal Works	50520	132,096	132,096	0	0	0	0	0
Pathway - Pedestrian Bridge Renewal	51005	130,000	130,000	0	0	0	0	0
Footpath Renewal Works	50020	0	40,000	0	0	30,515	30,515	0
Total Roads Infrastructure		**2,857,206**	**2,897,206**	**148,990**	**183,122**	**190,011**	**373,134**	**(48,200)**
Other Infrastructure								
Hardy Street Sewerage, Drainage & Remediation Works	1076154	1,039,231	1,039,231	259,998	0	0	0	259,998
Ocean Beach public facilities	51130	150,000	150,000	50,000	0	1,627	1,627	50,000
Berridge Park Precinct Redevelopment	52190	5,496,385	5,496,385	1,300,000	296,647	5,097,792	5,394,439	1,003,353
Peaceful Bay Outdoor Gym Equipment	52195	34,000	34,000	34,000	32,339	0	32,339	1,661
Prawn Rock Channel (All Abilities Access)	52200	150,000	150,000	0	0	0	0	0
Bore Replacement	52205	30,000	30,000	0	0	0	0	0
Kwoorabup Park Path Consolidation & Replacement	52210	100,000	100,000	0	0	0	0	0
Total Other Infrastructure		**6,999,616**	**6,999,616**	**1,643,998**	**328,985**	**5,099,419**	**5,428,405**	**1,315,013**
Summary of Capital Acquisitions								
Land and Buildings		4,151,570	4,151,570	224,070	189,785	231,805	421,590	34,285
Plant and Equipment		1,463,000	1,463,000	206,000	221,812	278,700	500,512	(15,812)
Furniture and Equipment		10,000	10,000	0	0	0	0	0
Roads Infrastructure (including Bridges)		2,857,206	2,897,206	148,990	183,122	190,011	373,134	(48,200)
Other Infrastructure		6,999,616	6,999,616	1,643,998	328,985	5,099,419	5,428,405	1,315,013
Capital Expenditure Total		**15,481,392**	**15,521,392**	**2,223,058**	**923,704**	**5,799,936**	**6,723,641**	**1,285,286**
				% Completed	5.97%	Actual	43.43%	Committed

Capital Expenditure Comments
Capital expenditure of $923,704 has been incurred to the end of October 2026, representing 5.97% of the annual adopted capital works budget. Including committed expenditure, total year-to-date capital expenditure and commitments are $6,723,641, representing 43.43% of the annual capital expenditure budget.

SHIRE OF DENMARK
NOTES TO THE STATEMENT OF FINANCIAL ACTIVITY
For the period ending 31 October 2026

Note 6: RESERVES

Name	Adopted Budget Opening Balance	Actual Opening Balance	Adopted Budget Interest Earned	Actual Interest Earned	Adopted Budget Transfers In (+)	Actual Transfers In (+)	Adopted Budget Transfers Out (-)	Amended Budget Transfers Out (-)	Actual Transfers Out (-)	Transfer out Reference	Adopted Budget Closing Balance	Amended Budget Closing Balance	Actual YTD Closing Balance
	$	$	$	$	$	$	$	$	$		$	$	$
Lime Quarry Rehabilitation Reserve	338,751	338,751	16,938	4,046	0	0	0	0	0		355,689	355,689	342,797
Parry Inlet Reserve	232,643	232,643	11,632	2,779	10,000	0	0	0	0		254,275	254,275	235,422
Employee Leave Entitlements Reserve	489,381	489,381	24,469	5,845	0	0	(20,000)	(20,000)	0		493,850	493,850	495,226
Infrastructure Reserve	1,840,758	1,840,758	92,038	21,987	300,000	0	(1,231,644)	(1,271,644)	0		1,001,152	961,152	1,862,745
Plant Replacement Reserve	917,921	917,921	45,896	10,964	400,000	0	(926,500)	(926,500)	0		437,317	437,317	928,885
Waste Services Reserve	1,376,097	1,376,097	68,805	16,437	177,000	0	0	0	0		1,621,902	1,621,902	1,392,534
Aquatic Facility Development Reserve	140,724	140,724	7,036	1,681	10,000	0	0	0	0		157,760	157,760	142,405
Peaceful Bay Reserve	428,785	428,785	21,439	5,122	35,000	0	0	0	0		485,224	485,224	433,907
Rivermouth Caravan Park Reserve	143,002	143,002	7,150	1,708	0	0	0	0	0		150,152	150,152	144,710
Peaceful Bay Caravan Park Reserve	97,745	97,745	4,887	1,168	0	0	0	0	0		102,632	102,632	98,912
Recreation Centre Reserve	82,354	82,354	4,118	984	50,000	0	(10,000)	(10,000)	0		126,472	126,472	83,338
Strategic Reserve	146,556	146,556	7,328	1,751	5,000	0	0	0	0		158,884	158,884	148,307
ICT Reserve	82,089	82,089	4,104	981	70,000	0	0	0	0		156,193	156,193	83,069
Legal Contingency Reserve	54,726	54,726	2,736	654	10,000	0	0	0	0		67,462	67,462	55,379
	6,371,532	**6,371,532**	**318,576**	**76,104**	**1,067,000**	**0**	**(2,188,144)**	**(2,228,144)**	**0**		**5,568,964**	**5,528,964**	**6,447,636**

Comments/Notes - Reserves

The movement in cash backed reserve funds represents interest earned on reserve funds and transfers to and from reserves as adopted in the budget. The more significant transfers are normally performed towards the end of the financial year to coincide with the completion of the capital works program to which most transfers relate.

SHIRE OF DENMARK
NOTES TO THE STATEMENT OF FINANCIAL ACTIVITY
For the period ending 31 October 2026

Note 7: INFORMATION ON BORROWINGS

(a) Debenture Repayments

Particulars	Principal 1-Jul-26	New Loans (Adopted Budget)	New Loans (Amended Budget)	New Loans (YTD Actual)	Principal Repayments			Principal Outstanding		Interest Repayments			Interest Rate	Maturity Date
					YTD Actual $	YTD Budget $	Adopted Budget $	YTD Actual $	Adopted Budget $	YTD Actual $	YTD Budget $	Adopted Budget $		
142 Lionsville	170,583				0	0	44,691	170,583	125,892	0	0	11,857	6.88%	12-Nov-29
147 Recreation - Football Clubrooms	69,913				0	0	15,870	69,913	54,043	0	0	4,735	6.37%	30-Jun-30
152 Purchase Reserve 27101	155,339				0	0	27,484	155,339	127,855	0	0	10,120	6.04%	30-Jun-31
157 Riverside Club S/Supporting	261,174				0	0	22,473	261,174	238,701	0	0	10,021	3.80%	12-May-36
159 Riverside Club Stage 1	294,984				11,986	11,986	24,158	282,998	270,826	1,039	1,039	10,655	3.11%	13-Aug-36
160 Purchase Waste Services Truck	182,027				0	0	89,009	182,027	93,018	0	0	8,248	4.45%	30-Jun-28
161 Energy Efficiency Upgrades	337,255				12,966	12,966	52,727	324,289	284,528	3,711	3,711	16,204	4.40%	31-Mar-32
162 Surf Club Precinct Redevelopment	516,996				12,015	12,015	48,917	504,981	468,079	6,104	6,104	26,901	4.72%	31-Mar-35
163 - Depot Upgrade	0	750,000	750,000	0	0	0	13,936	750,000	736,064	0	0	11,479	5.24% *	31-Mar-37*
164 - DFES Fire Control Facility	0	2,362,500	2,362,500	0	0	0	91,494	2,362,500	2,271,006	0	0	68,769	5.18% *	31-Dec-36*
	1,988,271	3,112,500	3,112,500	0	36,967	36,967	430,759	5,063,804	4,670,012	10,853	10,854	178,989		

Comments/Notes - Information on Borrowings
* Interest rates and maturity dates marked with an asterisk are estimates provided by WATC for budget purposes.

The Shire has been advised by DFES that funding for the proposed DFES Fire Control Facility will not be received in the 2026-2027 financial year. Accordingly, the budgeted drawdown of Loan 164 will be adjusted as part of the budget review.

SHIRE OF DENMARK
INVESTMENT REGISTER
For the period ending 31st October 2026

INVESTMENT REGISTER

INVESTMENT NO.	TYPE	ACC NO.	DATE INVESTED	MATURITY DATE	FUND	AMOUNT INVESTED	INTEREST RATE	DAYS INVESTED	INSTITUTION
3R	TD	74-949-5332	25-Sep-26	25-Jan-27	Restricted	$ 3,236,630.92	5.35%	122	NAB
4R	TD	5396895	25-Sep-26	23-Feb-27	Restricted	$ 1,164,789.20	5.35%	151	BENDIGO
5R	TD	38218207.45	25-Sep-26	25-Jan-27	Restricted	$ 2,046,215.79	5.30%	122	CBA
9M	TD	38218207.45	02-Oct-26	02-Dec-26	Unrestricted	$ 201,597.81	5.10%	61	CBA
10M	TD	32-206-9801	19-Oct-26	18-Dec-26	Unrestricted	$ 750,000.00	4.90%	60	NAB
11M	TD	5391338	17-Aug-26	15-Jan-27	Unrestricted	$ 302,219.18	5.15%	151	BENDIGO
12M	TD	38218207.44	27-Oct-26	04-Jan-27	Unrestricted	$ 600,000.00	5.25%	69	CBA
13M	TD	32-244-3955	19-Oct-26	18-Mar-27	Unrestricted	$ 750,000.00	5.45%	150	NAB
14M	TD	38218207	19-Oct-26	18-Nov-26	Unrestricted	$ 750,000.00	4.84%	30	CBA
15M	TD	5466708	27-Oct-26	24-Feb-27	Unrestricted	$ 306,976.51	5.35%	120	BENDIGO
16M	TD	38218207	19-Oct-26	16-Feb-27	Unrestricted	$ 500,000.00	5.30%	120	CBA
17M	TD	38218207.43	17-Sep-26	16-Dec-26	Unrestricted	$ 803,014.32	5.17%	90	CBA
18M	TD	31-883-0733	02-Oct-26	31-Dec-26	Unrestricted	$ 800,000.00	5.30%	90	NAB
19M	TD	5537549	06-Oct-26	03-Feb-27	Unrestricted	$ 300,000.00	5.25%	120	Bendigo
20M	TD	38218207	06-Oct-26	04-Jan-27	Unrestricted	$ 500,000.00	5.24%	90	CBA
21M	TD	5548038	19-Oct-26	18-Jan-27	Unrestricted	$ 750,000.00	5.10%	90	BENDIGO
22M	TD	5548039	19-Oct-26	19-Apr-27	Unrestricted	$ 500,000.00	5.50%	180	BENDIGO
					TOTAL FUNDS INVESTED	**$ 14,261,444**			

PORTFOLIO ANALYSIS

Institution	Amount	No.	%	S&P STR @ May 2022	Policy - S&P STR Institution Investment Max %
NAB	$ 5,536,631	6	38.82%	A-1+	50%
CBA	$ 5,400,828	5	37.87%	A-1+	50%
Bendigo Bank	$ 3,323,985	3	23.31%	A-2	25%
Total Funds Invested	**$ 14,261,444**	**14**	**100.00%**		

INTEREST EARNED

Month Actual	Month Actual	YTD Actual	YTD Budget
Interest on Investments	14,776	172,109	167,124
Accrued Interest	56,487		
Total Interest Earned	**71,262**	**172,109**	**167,124**

	Amount
Opening Balance for Month	8,823,201
Add: Funds Invested	5,600,000
Less: Funds Redeemed	- 176,533
Add: Interest Earned on Investments for Month	14,776
Closing Balance for the Month	**14,261,444**

BREAKDOWN OF INVESTED FUNDS

	Amount
Municipal	7,813,808
Reserves	6,447,636
Total Funds Invested	**14,261,444**

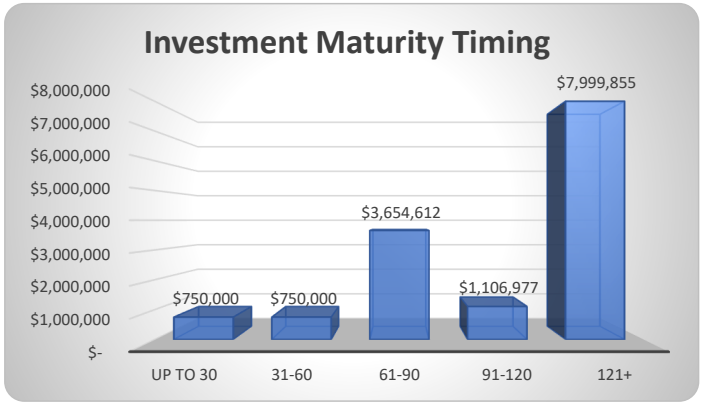

SHIRE OF DENMARK
NOTES TO THE STATEMENT OF FINANCIAL ACTIVITY
For the period ending 31st October 2026

SUMMARY: CASH AND INVESTMENTS

	Interest Rate	Unrestricted $	Restricted $	Trust $	Total Amount $	Institution	Maturity Date
(a) **Cash Deposits**							
Municipal Bank Account	Variable	1,589,588			1,589,588	NAB	At Call
Trust Bank Account	0.00%			55,850	55,850	NAB	At Call
Other Cash On Hand	Nil	3,090			3,090	N/A	On Hand
Other Cash - Bond	Nil	4,372			4,372	N/A	On Hand
Sub Total Cash Deposits		**1,597,050**	**0**	**55,850**	**1,652,900**		
(b) **Term Deposits**							
3R	5.35%		3,236,631		3,236,631	NAB	25-Jan-27
4R	5.35%		1,164,789		1,164,789	BENDIGO	23-Feb-27
5R	5.30%		2,046,216		2,046,216	CBA	25-Jan-27
9M	5.10%	201,598			201,598	CBA	02-Dec-26
10M	4.90%	750,000			750,000	NAB	18-Dec-26
11M	5.15%	302,219			302,219	BENDIGO	15-Jan-27
12M	5.25%	600,000			600,000	CBA	04-Jan-27
13M	5.45%	750,000			750,000	NAB	18-Mar-27
14M	4.84%	750,000			750,000	CBA	18-Nov-26
15M	5.35%	306,977			306,977	BENDIGO	24-Feb-27
16M	5.30%	500,000			500,000	CBA	16-Feb-27
17M	5.17%	803,014			803,014	CBA	16-Dec-26
18M	5.30%	800,000			800,000	NAB	31-Dec-26
19M	5.25%	300,000			300,000	Bendigo	03-Feb-27
20M	5.24%	500,000			500,000	CBA	04-Jan-27
21M	5.10%	750,000			750,000	BENDIGO	18-Jan-27
22M	5.50%	500,000			500,000	BENDIGO	19-Apr-27
Sub Total Term Deposits		**7,813,808**	**6,447,636**	**0**	**14,261,444**		
Total Cash & Investments		**9,410,857**	**6,447,636**	**55,850**	**15,914,344**		

NAB	National Australia Bank
CBA	Commonwealth Bank of Australia
BENDIGO	Bendigo Bank