

Summary
Short Term Cashflow Forecast

STLF Check: **OK**

Restricted Cash/New Term Loan

Include Restricted Cash	Yes
Include New Term Loan	No

CapEx/Rates Reduction

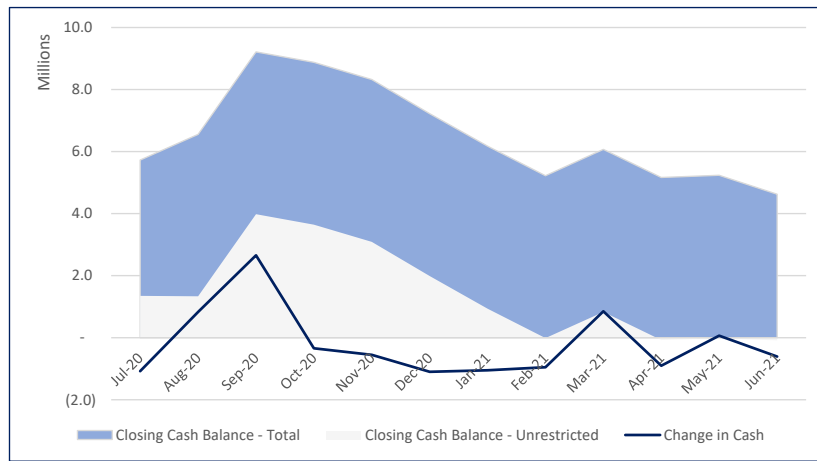
Rates	Reduction (%)	15%	<i>Rates Reduction (positive value)</i> <i>0 Month Delay</i>
	Delay	-	
CapEx		0%	<i>CapEx Reduction (positive value)</i>

Short Term Loan Facility (STLF)

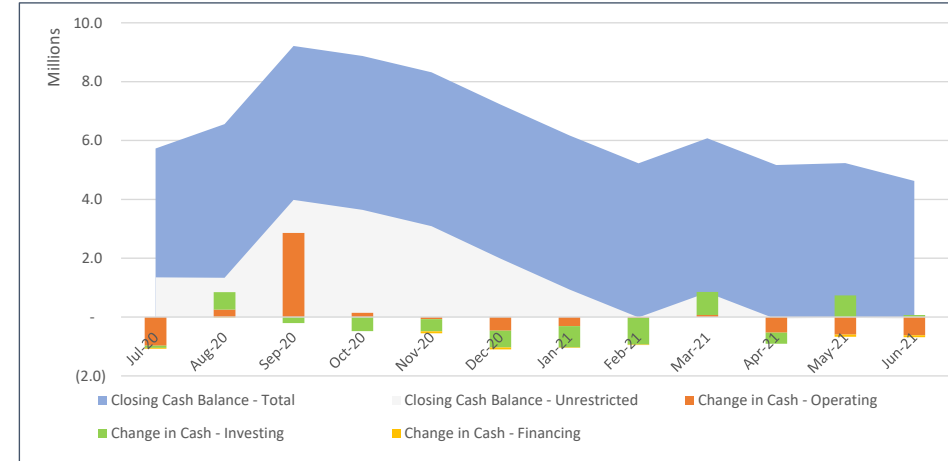
New STLF	Include STLF	Yes
	Include existing debt	No
	Interest treatment	Monthly Pay

Charts

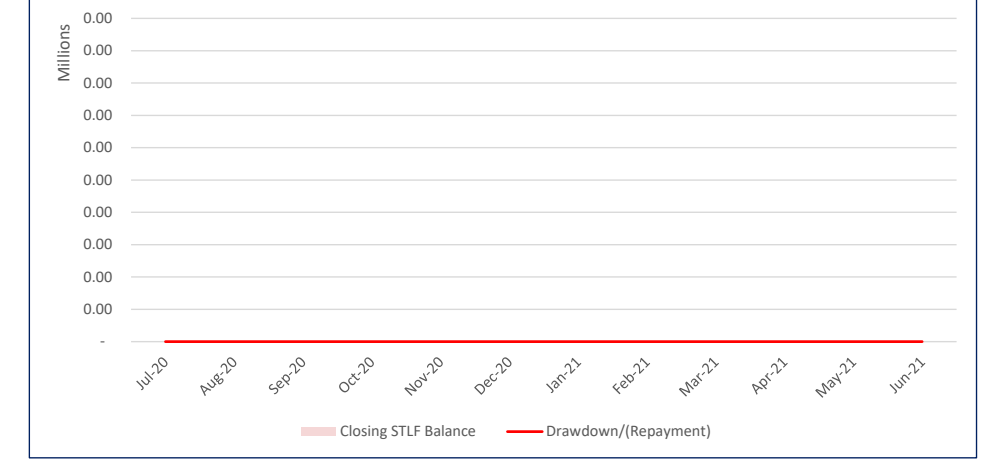
Cash Balance



Cash Balance by CF Source



Short Term Loan Facility



LGA29052020

Tables

Cash Balance Summary

	Total	Jul-20	Aug-20	Sep-20	Oct-20	Nov-20	Dec-20	Jan-21	Feb-21	Mar-21	Apr-21	May-21	Jun-21	Jul-21	Aug-21
Opening Balance		6,802,246	5,726,565	6,557,870	9,213,747	8,874,457	8,320,692	7,221,935	6,174,080	5,222,867	6,074,443	5,169,373	5,233,702	0	0
Change in Cash	2,177,580	-1,075,681	831,305	2,655,877	-339,290	-553,765	-1,098,757	-1,047,856	-951,213	851,576	-905,070	64,329	-609,036	0	0
Closing Cash Balance - Unrestricted	16,963,277	1,350,499	1,331,804	3,981,939	3,642,649	3,088,884	1,984,385	936,530	-14,683	831,151	-73,919	-9,590	-86,370	0	0
Closing Cash Balance - Total		5,726,565	6,557,870	9,213,747	8,874,457	8,320,692	7,221,935	6,174,080	5,222,867	6,074,443	5,169,373	5,233,702	4,624,666	0	0

Cash Balance by CF Type

	Total	Jul-20	Aug-20	Sep-20	Oct-20	Nov-20	Dec-20	Jan-21	Feb-21	Mar-21	Apr-21	May-21	Jun-21	Jul-21	Aug-21
Opening Cash Balance		6,802,246	5,726,565	6,557,870	9,213,747	8,874,457	8,320,692	7,221,935	6,174,080	5,222,867	6,074,443	5,169,373	5,233,702	0	0
Change in Cash - Operating	246,340	-971,378	255,900	2,861,364	140,530	-67,578	-459,429	-306,732	-29,149	72,742	-527,537	-598,575	-616,498	0	0
Change in Cash - Investing	1,580,335	-76,487	591,978	-205,487	-479,820	-414,738	-574,056	-724,622	-905,491	778,834	-377,533	734,353	72,734	0	0
Change in Cash - Financing	350,905	-27,816	-16,573	0	0	-71,449	-65,272	-16,502	-16,573	0	0	-71,449	-65,272	0	0
Closing Cash Balance - Total		5,726,565	6,557,870	9,213,747	8,874,457	8,320,692	7,221,935	6,174,080	5,222,867	6,074,443	5,169,373	5,233,702	4,624,666	0	0

Short Term Loan Facility Summary

	Total	Jul-20	Aug-20	Sep-20	Oct-20	Nov-20	Dec-20	Jan-21	Feb-21	Mar-21	Apr-21	May-21	Jun-21	Jul-21	Aug-21
Opening STLF Balance		0	0	0	0	0	0	0	0	0	0	0	0	0	0
Drawdown/(Repayment)		0	0	0	0	0	0	0	0	0	0	0	0	0	0
Closing STLF Balance		0	0	0	0	0	0	0	0	0	0	0	0	0	0

